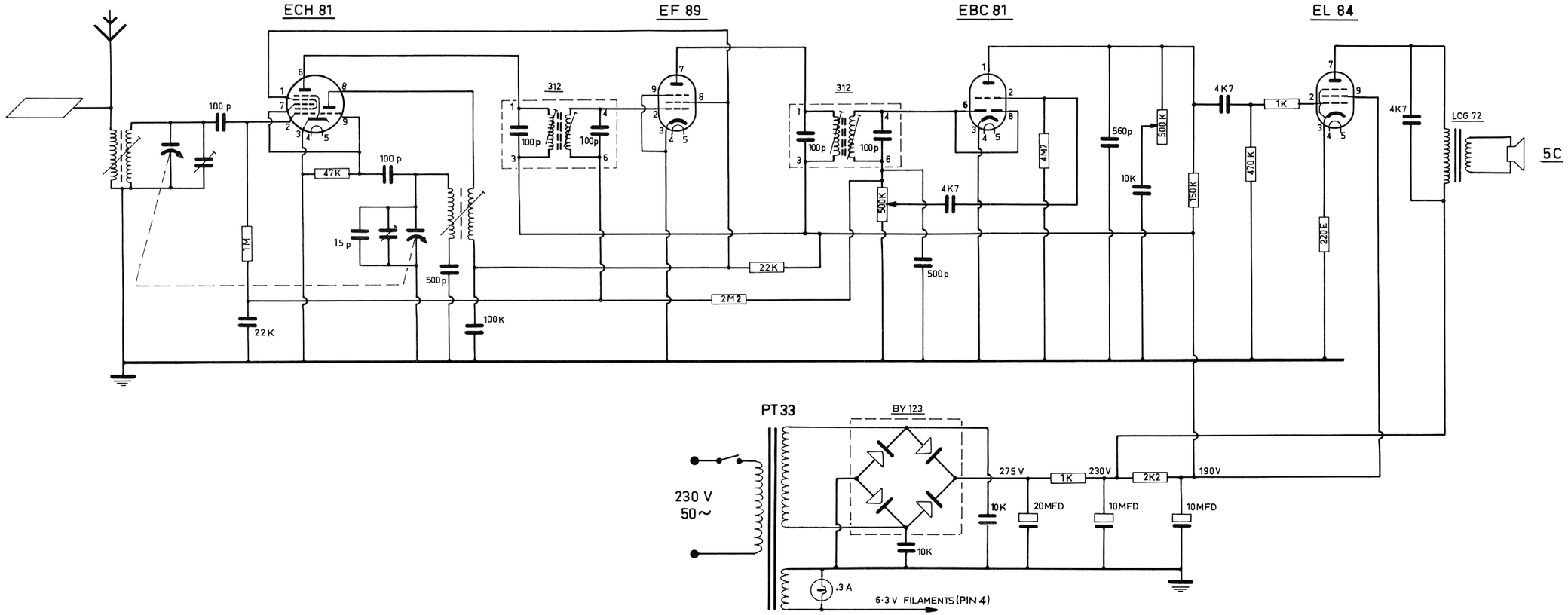

CIRCUIT DIAGRAM

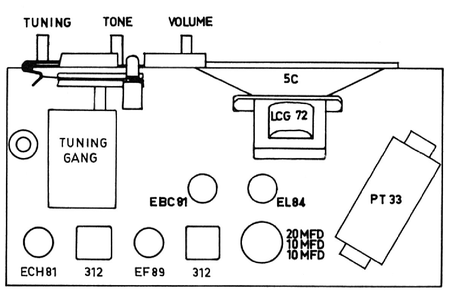

CHASSIS LAYOUT MODEL Nº 5B67

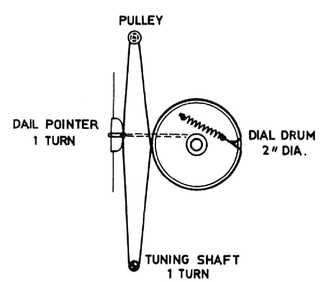

DIAL CORD STRINGING
VIEWED FROM BACK OF CHASSIS

PIN Nº	1	2	3	6	7	8	9
ECH 81	50	-0·4	—	190	-2·2	50	-2·2
EF 89	-	-0·5	—	—	190	50	—
EBC 81	75	-0·35	—	-1	—	-1	—
EL 84	—	—	5·8	—	220	—	190

ALL VOLTAGES MEASURED WITH A 40 000 OHMS PER VOLT METER UNDER NO SIGNAL CONDITIONS WITH VOLUME CONTROL IN THE MINIMUM POSITION AND THE TONE CONTROL IN THE HIGH POSITION.

I.F. FREQUENCY ..... 455 KC/S

THIS CHASSIS IS USED ON: 'COLT' RADIO

ISSUE	REVISION	DATE	NAME
DATE: 15-2-67	DRAWN BY: R. Lindsay	CHECKED BY:	

BELL RADIO - TELEVISION CORP. LTD.

SERVICE DATA FOR 5 B 67 DRG. Nº 019-001